

Color Chart

MS Metal Sales™

Midwest Branches

metalsales.us.com



Bright White (39)



White (30)



Bone White (94)



Polar White (80)




Light Stone (63)



Ash Grey (25)



Charcoal (17)



Zinc Grey (29)



Matte Black (106)




Black (06)



Mocha Tan (22)




Carlsbad Canyon (10)



Brown (12)



Dark Brown (44)



Burnished Slate (49)



Buckskin (H10)



Taupe (74)



Forest Green (26)



Fern Green (07)



Shale Green (R7)



Red (24)




Rural Red (G1)



Dark Red (46)*



Patriot Red (73)*



Burgundy (15)



Ocean Blue (35)



Hawaiian Blue (70)



Dark Blue (CB4)*



Native Copper (190)*



Galvalume (41)
45 Year Material Warranty



Bright White (39T)*
MS Crinkle Finish



Forest Green (26T)*
MS Crinkle Finish



Charcoal (17T)*
MS Crinkle Finish



Black (06T)*
MS Crinkle Finish



Galvanized (00)
No Warranty



Taupe (74T)*
MS Crinkle Finish



Brown (12T)*
MS Crinkle Finish



Burnished Slate (49T)*
MS Crinkle Finish

*Upcharge will apply

Agricultural ■ Residential ■ Light Commercial

Color Name (Color Code)	Detroit Lakes, MN		Independence, MO		Rock Island, IL		Rogers, MN		Sioux Falls, SD	
	29 GAUGE	26 GAUGE	29 GAUGE	26 GAUGE	29 GAUGE	26 GAUGE	29 GAUGE	26 GAUGE	29 GAUGE	26 GAUGE
ASH GREY (25)	CF40/CF45	CF45	CF40/CF45	CF45	CF40/CF45/ELITE	CF45	CF40/CF45	CF45	CF40/CF45/ELITE	—
BLACK (06)	CF40/CF45	CF45	CF40/CF45	CF45	CF40/CF45/ELITE	CF45	CF40/CF45	CF45	CF40/CF45/ELITE	CF45
BONE WHITE (94)	NS	—	CF45	—	CF45/ELITE	—	NS	—	CF40/CF45/ELITE	—
BRIGHT WHITE (39)	CF40/CF45	CF45	CF40/CF45	CF45	CF40/CF45/ELITE	CF45	CF40/CF45/ELITE	CF45	CF40/CF45/ELITE	CF45
BROWN (12)	CF40/CF45	CF45	CF40/CF45	CF45	CF40/CF45/ELITE	CF45	CF40/CF45	CF45	CF40/CF45/ELITE	—
BUCKSKIN (H10)	NS	—	CF45	CF45	CF45	—	NS	—	CF40/CF45/ELITE	—
BURGUNDY (15)	CF40/CF45	CF45	CF40/CF45	CF45	CF40/CF45/ELITE	CF45	CF40/CF45	CF45	CF40/CF45/ELITE	—
BURNISHED SLATE (49)	CF40/CF45	CF45	CF40/CF45	CF45	CF40/CF45/ELITE	CF45	CF40/CF45	CF45	CF40/CF45/ELITE	—
CARLSBAD CANYON (10)	CF45	CF45	CF45	CF45	NS	—	CF40/CF45	CF45	NS	—
CHARCOAL (17)	CF40/CF45	CF45	CF40/CF45	CF45	CF40/CF45/ELITE	CF45	CF40/CF45	CF45	CF40/CF45/ELITE	CF45
DARK BLUE (CB4)	NS	—	NS	—	KYNAR	—	KYNAR	—	NS	—
DARK BROWN (44)	NS	—	NS	—	CF45	—	NS	—	NS	—
DARK RED (46)	NS	—	NS	—	CF45	—	NS	—	NS	—
FERN GREEN (07)	CF45	CF45	NS	—	NS	—	CF40/CF45	CF45	NS	—
FOREST GREEN (26)	CF40/CF45	CF45	CF40/CF45	CF45	CF40/CF45/ELITE	CF45	CF40/CF45	CF45	CF40/CF45/ELITE	—
HAWAIIAN BLUE (70)	ELITE	CF45	—	CF45	NS	—	—	CF45	NS	—
LIGHT STONE (63)	CF40/CF45	CF45	CF40/CF45	CF45	CF40/CF45/ELITE	CF45	CF40/CF45	CF45	CF40/CF45/ELITE	—
MATTE BLACK (106)	NS	—	NS	—	—	CF45	NS	—	NS	—
MOCHA TAN (22)	CF40/CF45	CF45	CF40/CF45	CF45	CF40/CF45	CF45	CF40/CF45	CF45	CF40/CF45/ELITE	—
NATIVE COPPER (190)	CF45	CF45	CF45	CF45	CF45	CF45	CF45	CF45	CF45	—
OCEAN BLUE (35)	CF40/CF45	CF45	CF45	CF45	CF40/CF45	CF45	CF40/CF45	CF45	CF40/CF45/ELITE	—
PATRIOT RED (73)	CF40/CF45	CF45	CF45	CF45	CF45/ELITE	CF45	CF45	CF45	CF40/CF45/ELITE	—
POLAR WHITE (80)	—	CF45	—	CF45	—	CF45	—	CF45	—	—
RED (24)	CF40/CF45	CF45	CF40/CF45	CF45	CF40/CF45/ELITE	CF45	CF40/CF45	CF45	CF40/CF45/ELITE	—
RURAL RED (G1)	NS	—	NS	—	NS	—	NS	—	CF45	—
SHALE GREEN (R7)	CF45	—	NS	—	NS	—	NS	—	NS	—
TAUPE (74)	CF40/CF45	CF45	CF40/CF45	CF45	CF40/CF45/ELITE	CF45	CF40/CF45	CF45	CF40/CF45/ELITE	—
WHITE (30)	CF40/CF45	CF45	CF40/CF45	CF45	CF40/CF45/ELITE	CF45	CF40/CF45	CF45	CF40/CF45/ELITE	—
ZINC GREY (29)	CF40/CF45	CF45	CF40/CF45	CF45	CF40/CF45/ELITE	CF45	CF40/CF45	CF45	CF40/CF45/ELITE	—

Liner Panel, Perforated Steel or Solid Aluminum

BRIGHT WHITE (39)	LINER	—	LINER/SOLID-AL	—	LINER/SOLID-AL	—	LINER/PERF	—	LINER/ SOLID-AL	—
WHITE (30)	LINER	—	NS	—	NS	—	LINER	—	NS	—

MS Crinkle Finish

BLACK (06T)	■	■	■	NS	■	■	■	■	NS	NS
BRIGHT WHITE (39T)	■	—	NS	—	NS	—	NS	—	NS	—
BROWN (12T)	NS	—	NS	—	NS	—	■	—	NS	—
BURNISHED SLATE (49T)	■	NS	■	NS	■	■	■	■	NS	NS
CHARCOAL (17T)	■	■	■	NS	■	■	■	■	NS	NS
FOREST GREEN (26T)	NS	NS	NS	NS	NS	NS	■	■	NS	NS
TAUPE (74T)	■	—	NS	—	NS	—	NS	—	NS	—

Unpainted

GALVALUME® AZ55 (41)	■	■	■	■	■	■	■	■	NS	NS
GALVANIZED G90 (00)	■	■	■	NS	■	NS	■	■	■	■

CF40 ▶ 29 Gauge ■ G35 Substrate ■ 40 Year Paint Warranty
CF45 ▶ 29 Gauge ■ G60 Substrate ■ 45 Year Paint Warranty
ELITE ▶ 29 Gauge ■ G100 Substrate ■ 45 Year Paint Warranty
CF45 ▶ 26 Gauge ■ AZ50 Substrate ■ 45 Year Paint Warranty
KYNAR ▶ 29 Gauge ■ AZ50 Substrate ■ 45 Year Paint Warranty
LINER ▶ 29 Gauge ■ G40 Substrate ■ No Warranty
NS ▶ Non-Stocked Color ■ Contact Branch CSR/TSM for Leadtime
 — ▶ Contact Branch CSR/TSM for Availability

08/2025 1434

Metal Sales Midwest Branch Locations metalsales.us.com

Detroit Lakes, MN 888.594.1394
 Independence, MO 800.747.0012
 Rock Island, IL 800.747.1206
 Rogers, MN 800.328.9316
 Sioux Falls, SD 888.299.0024